



Fort Huachuca Hunting Information, Regulations and Guidelines



US Army Garrison Fort Huachuca

**FORT HUACHUCA HUNTING GUIDANCE
UNITED STATES ARMY GARRISON
FORT HUACHUCA, ARIZONA**

Prepared by:

Fort Huachuca Environmental and Natural Resources Division

Recommended for approval by:

MARY BETH SAENZ
Director, Public Works

Approved by:

JARROD P. MORELAND
Colonel, MI Commanding

May 2021

Table of Contents

Acronyms/Abbreviations	4
Introduction	5
Roles and Responsibilities	5
Points of Contact	6
Environmental and Natural Resources Division, Hunting Program Management.....	6
Directorate of Family, Morale, Welfare, and Recreation.....	6
Directorate of Emergency Services, Military Police.....	6
Eligibility	6
Eligible Hunters	6
Youth Hunters	7
Sponsored Hunters.....	7
CHAMP Hunters.....	7
Permit Purchase	8
Hunting Fees	8
Hunting Program Procedures	8
Required Documents to Hunt on Post	8
General Procedures	8
Sign In/Out Procedures	8
Harvested Animals	9
Weapons	10
General Information.....	10
Weapons that Require Registration	11
Weapons that Do Not Require Registration	11
Hunting Rules	11
Safety	11
Hunting Areas.....	12
Equipment.....	12
Wildlife.....	13

Access.....	14
Conservation Law Enforcement Officers (CLEO)	14
Obtaining Big Game Tags	15

LIST OF APPENDICES

Appendix A – FH Policy 20-40 Hunting Policy	17
Appendix B – State Residency Requirements	20
Appendix C – FH Weapons Registration Form.....	21
Appendix D – FH Access Form	23
Appendix E – FH Game Harvest Form	24
Appendix F – FH Restricted Weapons Areas	25
Appendix G – FH Hunting Areas	26
Appendix H – Wolf, Jaguar, Ocelot Identification.....	27
Appendix I – 2020/21 Sunrise and Sunset.....	29
Appendix J – FH Hunting Area Maps.....	30
Appendix K – FH Hunting Stand/Blind Form.....	33
Appendix L – iSportsman Instructions.....	34
Appendix M – FH Policy 20-42 Off-Highway Vehicle Policy.....	42

ACRONYMS/ABBREVIATIONS

AGFD	Arizona Game and Fish Department
CAC	Common Access Card
CHAMP	Challenged Hunter Access Mobility Permits
CLEO	Conservation Law Enforcement Officer
DES	Directorate of Emergency Services
DFMWR	Directorate of Family, Morale, Welfare, and Recreation
DPTMS	Directorate of Plans, Training, Mobilization and Security
DOD	Department of Defense
DPW	Directorate of Public Works
ENRD	Environmental and Natural Resources Division
FH	Fort Huachuca
ID	Identification
IWVC	Interstate Wildlife Violator Compact
MP	Military Police
OHV	Off Highway Vehicle
OTC	Over the Counter
UAS	Unmanned Aerial Systems
USAG	United States Army Garrison
UXO	Unexploded Ordnance

1 Introduction

In compliance with the Sikes Act (16 USC 670), United States Army Garrison (USAG), Fort Huachuca (FH) allows access to natural resources to the extent appropriate and consistent with the military mission, safety, security requirements, and the sustainability of natural resources. Hunting activities are allowed in areas not being used for military training and when mission, security, natural resource, and safety conditions allow. Portions of the installation may be closed to hunting due to security, safety, military training requirements, potential fire danger, inclement weather, or wildlife management concerns. In training areas, recreational activities are limited to avoid conflicts with training exercises. Recreational activities, including hunting, are subject to all applicable federal, and state laws, and installation regulations.

Each hunter is responsible for knowing information, procedures, and regulations contained in this publication and in the Arizona Game and Fish Department (AGFD) Hunting Regulations, and each hunter is required to fully read and comply with the requirements of both documents. The future of hunting on FH depends on every hunter acting in a responsible way and abiding by all rules, regulations, and policies contained within this document, and Arizona state law.

Purpose

This document prescribes policies, responsibilities, and procedures for hunting on FH and is applicable to all persons who use FH for hunting. This document will be updated as needed to reflect changes in policy and to announce new, altered, and/or cancelled information. It is the responsibility of each hunter to be aware of these changes and to accurately choose which hunts they wish to participate in. Hunters are advised to review this entire document to make an informed decision about the hunts that best fit the needs of the individual hunter. Failure to abide by FH and/or state hunting regulations, laws, rules, or command directives may result in loss of FH and/or state hunting privileges, as well as applicable military, state, and federal criminal sanctions.

Roles and Responsibilities

Directorate of Public Works (DPW), Environmental and Natural Resources Division (ENRD) will:

- Develop and implement the hunting policies for FH.
- Interface with AGFD on all matters pertaining to the hunting program.
- Provide overall management of the hunting program.
- Maintain records of game harvest.
- Acquire big game survey data for accurate hunting recommendations to AGFD.
- Act as the sales agent for on post hunting permits.
- Maintain FH's iSportsman website to provide the most up-to-date and accurate information regarding the hunting program.

Directorate of Emergency Services (DES) will:

- Enforce the administrative criminal provisions of the FH Hunting Program.
- Coordinate with the ENRD and AGFD to enforce hunting regulations.
- Manage weapons registration services.

Directorate of Family, Morale, Welfare and Recreation (DFMWR) will:

- Provide facility for hunter self-check station for harvested animals.

Directorate of Plans, Training, Mobilization and Security (DPTMS) will:

- Ensure updated and accurate information on range closures is being distributed to ENRD and DES.
- Ensure barricades are being removed as soon as possible when an area is reopened for hunting.
- Be responsible for unexploded ordnance (UXO) discoveries in the field.

Individual Hunters will:

- Ensure all stated policies in the Hunting Guidelines are being adhered to.
- Ensure hunting ethics and common courtesy for your fellow hunter is maintained.
- Bring all disagreements for resolution to ENRD and/or DES.

Points of Contact

DPW ENRD, Hunting Program Management

- Branch Chief, Conservation Management Branch: 520-533-4428
- Hunting Program Manager: 520-533-8763

DFMWR

- Sportsman's Center: 520-533-7085

DES, Military Police (MP)

- Military Police (MP) Desk: 520-533-2181 or 520-533-3000
- Emergency Line: 520-533-2111

Eligibility

Eligible Hunters

- All active and retired Department of Defense (DoD) military personnel, their spouses, and legal dependents.
- All active and retired National Guard, their spouses, and legal dependents.
- All active and retired Reservists, their spouses, and legal dependents.
- All 100% service disabled veterans, their spouses, and legal dependents.
- Current full-time civil service and full-time non-appropriated fund employees employed by the Department of Army on FH, their spouses and legal dependents.

Youth Hunters

Youth hunters are defined by AGFD as a person less than 18 years of age at the date of license purchase. A hunting permit is required for all youth hunters. All youth hunters under 16 years of age must be accompanied by a properly licensed adult when hunting. All youth hunters under 12 years of age must be directly supervised by a properly licensed adult when hunting at all times. Properly licensed means the accompanying adult must have an AGFD Hunting License. Failure of the parent or guardian to properly supervise youth hunters may be cause for forfeiture of both hunters' permits.

Sponsored Hunters

Small Game

- A FH hunting permit holder who is 18 years or older may sponsor two small game guest hunters for a one-week period. The start of the week period begins when the guest hunter purchases a FH hunting permit via the iSportsman system.
- A sponsor is authorized five small game guest hunters per hunting year.
- All hunters, including guests, on FH must have in their possession a FH Range Safety Briefing Certification and a Hunter Education Course Certification while hunting on FH.
- A small game guest hunter is authorized to hunt upland game birds, rabbits, squirrels, waterfowl and predatory fur-bearers limited to coyote, fox, and coati, consistent with Arizona state law.
- Small game guest hunter permit fee is \$20 per one week period.
- Small game guest hunters must register their firearm(s) at the Van Deman Gate Visitor Center, Building 90890 in accordance with FH Regulation 190-11. See Appendix C for weapons registration form.
- Small game guest hunters must remain within visual or voice range of the sponsor at all times while hunting.
- Small game guest hunters may hunt with more than one sponsor.
- All hunters on FH must possess a valid AGFD hunting license. Hunters may use either a resident or a non-resident hunting license to fulfill this requirement. See Appendix B for state residency requirements.

Big Game

- Big game sponsored hunting is not currently available.

CHAMP Hunters

FH honors the AGFD designation of Challenged Hunter Access Mobility Permits (CHAMP). CHAMP hunters must have their CHAMP permit in their possession. The CHAMP allows a person with a severe permanent disability to perform one or more of the following activities (See Arizona Revised Statutes R12-4-217 for complete details regarding the use of CHAMP benefits):

- Discharge a firearm or other legal hunting device from a motor vehicle if the following conditions are met:

- The discharge is otherwise lawful.
- The motor vehicle is not in motion.
- The motor vehicle is not on any road.
- The motor vehicle's engine is turned off.
- Designate an assistant to track and dispatch a wounded animal, and to retrieve the animal.

Permit Purchase

Hunting Fees will be collected through DPW ENRD. Permits can be purchased via the FH iSportsman website at <https://fthuachuca.isportsman.net>.

- Annual FH General Hunting Permit: \$40 expiring one year from the date of purchase.
- Annual FH Youth Hunting Permit: \$10 expiring one year from the date of purchase.
- Small Game Adult Guest Hunting Permit: \$20 per week.
- Small Game Youth Guest Hunting Permit: \$10 per week.

Hunting Program Procedures

Required documents to hunt on FH

- FH Post Hunting Permit (purchased through the iSportsman website at <https://fthuachuca.isportsman.net>)
- FH Range Safety Briefing Certification (obtained through the iSportsman website at <https://fthuachuca.isportsman.net>)
- FH Weapons Registration
- AGFD Hunting License (purchased from AGFD)
- AGFD Hunt Tag (purchased from AGFD if required by law).
- Hunter Education Course Certification (AGFD or an equivalent state hunter safety education course is acceptable).

General Procedures

- To be eligible to hunt on FH, each hunter must create an account on the FH iSportsman website at <https://fthuachuca.isportsman.net>. See Appendix L for iSportsman instructions.
- Each hunter is required to watch the FH Range Safety Briefing via the iSportsman website.

Sign In/Out Procedures

- All sign-in and sign-out procedures will be done using the iSportsman website listed above.
 - Hunters are required to be signed into an available hunting unit while hunting.
 - Hunters may sign-in to the field no early than 0400 hours.
 - Hunters are required to sign-out from a hunting area prior to moving to a different area.

- Hunters are required to sign-out at the end of each day and must be signed-out of the field no later than 2100 hours each day. Failure to sign-out of the field at the end of the day will result in the iSportsman system locking the account for two days.

Harvested Animals

- Harvested game must be recorded via the iSportsman website the same day of harvest. Paper copies for self-harvest can also be obtained from the Sportsman's Center. See Appendix E for self-check harvest form.
- All game processing on FH will be done in accordance with the laws adopted under Arizona State Statutes Section 17-309.
- All harvested animals are subject to passive and intrusive data collection by ENRD, meaning samples of bone, blood, or tissue may be collected. Methods will not be conducted in any way that alters the condition of the meat or cape of animals identified to be mounted.
- Harvested bear special regulations
 - Hunters are responsible for determining if their desired hunt unit is still open before hunting by checking the status online at www.azgfd.gov/bearhunting or calling 1-800-970-BEAR (2327).
 - As prescribed in R12-4-308, all hunters must report their bear harvest online at www.azgfd.gov/bearhunting, by telephone at 1-800-970-BEAR (2327), or in person within 48 hours of taking a bear. The report shall include the hunter's name, hunting license number, tag number, sex of the bear taken, management unit where the bear was taken, and telephone number at which the hunter can be reached to obtain additional information
 - Within 10 days of taking a bear, the hunter (or their designee) shall present the bear's skull and hide with attached proof of sex to a designated Arizona Game and Fish Department employee for inspection. If the skull is frozen, it should be defrosted prior to presenting for inspection as a premolar tooth will be removed from the bear. If the hide is frozen, ensure that the attached proof of sex is accessible and identifiable. Successful hunters are encouraged to contact the nearest AGFD office by telephone to coordinate inspections.
 - A designated FH ENRD employee can do the inspection and tooth removal. Contact 520-678-8112 to coordinate inspection. If an ENRD employee is unavailable please contact the nearest AGFD office to coordinate the inspection.
- Harvested mountain lion special regulations
 - Hunters are responsible for determining if their desired hunt unit is still open before hunting by checking the status online at www.azgfd.gov/lionhunting or calling 1-877-438-0447.
 - As prescribed in R12-4-308, all hunters must report their lion harvest online at www.azgfd.gov/lionhunting, by telephone at 1-877-438-0447, or in person within 48 hours of taking a mountain lion. The report shall include the hunter's name, hunting license number, tag number, sex of the

mountain lion taken, management unit where the mountain lion was taken, and telephone number at which the hunter can be reached to obtain additional information.

- Within 10 days of taking a mountain lion, the hunter (or their designee) shall present the mountain lion skull and hide with attached proof of sex to a designated Arizona Game and Fish Department employee for inspection. If the skull is frozen, it should be de-frosted prior to presenting for inspection as a premolar tooth will be removed from the mountain lion. If the hide is frozen, ensure that the attached proof of sex is accessible and identifiable. Successful hunters are encouraged to contact the nearest AGFD office by telephone to coordinate inspections.
- A designated FH ENRD representative can do the inspection and tooth removal. Contact 520-678-8112 to coordinate inspection. If an ENRD representative is unavailable please contact the nearest AGFD office to coordinate inspection.
- Harvested Quail special regulations
 - FH, in coordination with AGFD, requests Mearn's quail hunters on FH to follow a few steps for each quail harvested during the hunting season. Submit one wing along with brief information regarding the harvest location, harvest date and hunter effort expended. Hunters can obtain wing envelopes in two places on FH, the box located at the Sportsman Center or the ENRD office (building 22526).
 - Submission of wings is not mandatory but highly encouraged. The information collected from wing submissions provides the best means for AGFD/FH to index current quail reproduction, harvest rates, and hunter effort and success.

Weapons

General Information

- Registration is required for all weapons coming onto the installation (even for temporary/one-time use). Weapons must be registered with DES prior to hunting. Weapons registration is located at the Van Deman Gate Visitor Center, Building 90890 - 24 hours a day, any day of the week. Do not bring the un-registered weapon with you. Only the make, model, serial number, and owner information are required for weapons registration. See Appendix C for weapons registration form.
- Weapons must be re-registered every three years.
- Weapons registration document must be presented upon request (copy to be kept with weapon at all times).
- Under no circumstances will loaded weapons be transported in a vehicle while on FH to include while in the field. The only exception to this rule is muzzleloading weapons and then the firing cap or flash pan charge must be removed.

- Privately owned weapons in vehicles will be placed unloaded in a holster case or scabbard, and placed in the vehicle trunk, glove compartment, or in plain view. If the vehicle is not equipped with these storage areas, ammunition will be transported separately from the weapon(s) in a location where both the privately owned weapon(s) and ammunition are not within reach of the driver and/or passengers.
- Bow hunters must transport arrows in a quiver.
- Weapons will be transported directly to and from the hunting area or check-in station only.
- Carrying a concealed weapon on the installation is prohibited regardless of whether a state or county permit has been obtained.

Weapons Requiring Registration

The following weapons require registration: Shotguns, rifles, handguns, all war trophy weapons, antique and replica firearms with operational firing mechanisms, fully automatic weapons (if properly registered with the Bureau of Alcohol, Tobacco, and Firearms, U.S. Department of Treasury), curios and relics (such as shot pistols), shoulder stocked pistols and revolvers, muzzle loading weapons, cross bows, privately owned weaponeer guns, and stun guns/tasers.

Weapons Not Requiring Registration

The following weapons do not require registration: Air rifles and pistols, BB, pellet, and dart guns, bows and/or arrows, hatchets, knives, daggers, swords, spears, or similar instruments with a blade of cutting edge, sling shots, boomerangs, spear guns, or similar devices.

Hunting Rules

Safety

- Blaze orange is the standardized, required color of the upper garment and hat that all hunters on FH training lands must wear during deer and javelina rifle seasons. Failure to adhere to this rule could result in suspension of hunting privileges.
- Blaze orange is recommended for bird and small game hunting but is not a requirement.
- On post target practice and sighting are not authorized away from an established range.
- Any shot fired (except as noted below) in a Game Management Area must be in an attempt to take legal game by a legally licensed and signed-in hunter.
- A hunter using a muzzle loading type weapon may, at the end of the hunt, discharge the weapon in a safe manner, rather than having to pull the charge or charges.
- Hunting or scouting from inside or on-top of buildings, tents, or other structures is prohibited.
- Hunting is prohibited within 100 yards of any major road or a road likely to have regular traffic.

- Hunting and/or shooting for all weapons, including rifle, shotgun, pistol, and bow and arrow within a radius of ¼ mile near the following locations, people, or situations is prohibited:
 - Any building, tent, maneuver or bivouac area when in use
 - Any test sites (i.e. Scott Peak, Aerostat, Black Tower/UAS area, etc.)
 - Libby Army Airfield
 - Garden Canyon and Huachuca Canyon picnic areas when in use
 - Mountain View Golf Course
 - Fort Huachuca or Veteran's cemeteries
 - Ammunition storage areas
 - Recreation places when non-hunting public, including horseback riders or FH personnel are congregating
 - Any location or situation in which a prudent person would perceive danger to life or property

Hunting Area

- Hunters must be aware of what hunting area they are in at all times. Many of the hunting areas on FH are restricted weapons areas, including archery only areas. See Appendix F for a list of those areas.
- Hunters must stay in the area they are checked into.
- Hunting on golf course grounds is prohibited. Do not walk through golf course grounds while hunting.
- Hunting on Buffalo Corrals grounds is prohibited. Do not walk through Buffalo Corrals while hunting.
- Hunting on cemetery grounds is prohibited. Do not walk through cemetery grounds while hunting.
- Vehicles, including motorcycles, off road vehicles and all-terrain vehicles, are not authorized to travel off designated road or trails. See Appendix M for off highway vehicle policy. Hunters will not attempt to harvest game that cannot be retrieved on foot. Reasonable accommodations can be arranged for hunters with a valid CHAMP hunting status.
- Do not block road access at any time.

Equipment

- For security reasons, the use of wildlife cameras and unmanned aerial systems (UAS) is prohibited on the installation. The only exception for cameras is the DPW, DES, and Federal and State Wildlife Management officials (with a valid permit) for game management and law enforcement purposes.
- Tree stands and blinds may be used for hunting purposes under the following conditions:
 - Tree stands and blinds must be identified/labeled with a tag that includes the owner's name, contact information, hunting license, and post hunting permit number, date installed, and game being hunted. See Appendix K for hunting blind/stand tag. Unlabeled items will be removed when discovered, taken to the MP Station, and disposed of in accordance with applicable rules

and regulations. Further, violators of this policy may have their FH hunting privileges suspended or revoked.

- Altering of landscape for the purposes of installing a tree stand or blind (i.e. limbing or cutting of trees, etc.) is prohibited.
- Tree stands and blinds may not be placed more than 7 days in advance of any hunt requiring a tag and must be removed not more than 7 days after the hunt. For hunts not requiring a tag (i.e. predator, waterfowl, small game, etc.), tree stands or blinds must be set up and removed the same day.
- To comply with blaze orange requirements during general deer and javelina hunts, any manmade material ground blinds deployed in areas that allow firearm hunting, must display solid blaze orange material. The blaze orange material must be at least 100 square inches (10 by 10 in.) on each side or at least a 400 square inch cap on top of the blind. It must be visible from all around the blind.

Wildlife

- Use of hunting dogs for the purpose of hunting mountain lion or black bear is strictly prohibited on FH. Dogs must be kept under handler's command while in the field in such a manner to prevent them from becoming a nuisance to other persons, animals and property.
- Hunters, especially predator tag holders, must be familiar with identifying features of Mexican wolves, jaguars, and ocelots (Appendix H). All three species are protected by state and federal law. Ocelots and jaguars have been documented in the Huachuca Mountains. Responsible, prudent hunters will know exactly what they are shooting at. Shooting a protected species on FH could significantly restrict hunting opportunities in the future and result in loss of hunting privileges and liability for the offending hunter.
- Collecting any natural resource on FH is authorized only by written permissions from ENRD.
- Alteration of the terrain to create water basins/catchments to lure game to an area for the purpose of present or future hunting is prohibited.
- Use of bait; salt or mineral licks; powders or granules; urine; chemical or natural attractants; and/or live or deceased animals to lure game to an area for the purpose of present or future hunting is prohibited.
- All game harvested on FH must be checked in on the iSportsman website at <https://fthuachuca.isportsman.net> the same day of harvest. Hunters may weigh animal on scales located under the Ramada behind the Sportsman Center on Garden Canyon Road (building 15423).
- All trapping on FH is prohibited.
- All waterfowl hunting must be conducted with steel shot.
- Legal shooting times are during daylight hours (Appendix I). In general, if you can see well enough to shoot safely, you are legal.
- Legal shooting times for migratory birds and waterfowl are 30 minutes before sunrise until sunset (Appendix I).

- Waterfowl and dove hunters must pay close attention to the policies laid out in the “Discharge of Firearms” section of this document. Several ponds (Lakeside Terraces, Golf Course, Gravel Pit Pond, etc.) are adjacent to regularly used roads and are not acceptable hunting areas.

Access

- Be familiar with and abide by all FH and AGFD hunting, firearms and safety regulations. Be familiar with the FH Game Management Area Maps (Main Post, East Range, and Archery Areas). See Appendix J for FH Hunt Management Unit Maps. A PDF map that is compatible with the Avenza App can be purchased at <https://www.avenzamaps.com/vendor/5208/isportsman/search?vendor=5208&query=huachuca>.
- Visitors 18 years and older, entering FH, who do not have a DoD identification card (common access card (CAC)), Military ID, Military Dependent ID, Gold Star ID, or other valid DoD credential), will be subject to a background check before being allowed entry to the installation. Vehicle operators must have vehicle registration and proof of insurance.
- “For-profit” guided hunts are prohibited on FH. “For-profit” guides are defined as: a person who accepts compensation in any form in exchange for aiding, assisting, directing, leading, or instructing a person in the field to taking wildlife.
- All persons having their hunting privileges suspended or revoked by any state game and fish agency that participates in the Interstate Wildlife Violator Compact (IWVC) will not be able to participate in any hunting related activities on FH for the duration of the suspension or revocation. These activities include, but are not limited to, hunting/fishing, scouting, guiding, assisting other hunters in the field, or transporting harvested wildlife.
- IWVC suspension or revocation of an individual’s hunting privileges make them ineligible to participate in any hunting activities on FH. This ineligible status will be extended to any hunter whose eligibility is dependent on that hunting sponsor, including spouses, children, legal dependents, and/or guest hunters.

Conservation Law Enforcement Officer (CLEO)

The CLEO (Game Warden) is responsible for ensuring that fish and wildlife laws on FH are enforced in accordance with federal, state, and local laws, as well as other applicable regulations. Violations of the FH Hunting policy 20-40 (Appendix A) is punitive in nature and failure to abide by this policy is a violation of article 92 of the Uniform of Military Justice. Any non-active duty person(s) in violation of this policy may be subject to prosecution and to a bar from the installation under Title 18, United States Code, Section 1382. Additionally violators of the hunting policy may have their FH hunting privileges suspended or revoked.

Participants of FH’s hunting program will report all game violations or observed trespassing to the CLEOs and/or the ENRD hunt manager.

Obtaining Big Game Tag

- You may purchase a non-permit (over the counter (OTC)) tag for mountain lion, archery-only deer, and fall bear hunting from any AGFD license dealer. You can purchase an archery-only deer non-permit tag and still apply for a hunt permit-tag deer hunt; however, you may fill only one of your two deer tags.
- To draw hunt permit-tags (for rifle deer, spring and summer bear, pronghorn, javelina, and turkey hunts) for use on FH, you must apply for the draw with AGFD. Be sure to use current AGFD application forms, confirm mailing addresses for each draw application, and be aware of deadlines. See AGFD Hunting Regulations and other regulations published throughout the hunting year for hunts for other big game species, online at www.azgfd.gov.
- Applications for deer hunts that require hunt permit-tags must reach AGFD by the designated June deadline each year. If you are drawn, AGFD will mail the permit-tag in August. First-come, first-serve applications are accepted by AGFD for any leftover tags not issued in the draw. Check the AGFD regulations for the acceptance date of left-over tag applications.
Archery-only and general javelina, spring and summer bear, turkey and pronghorn hunts, also require a hunt permit-tag.

Applications for javelina, bear and turkey hunts on FH, must reach AGFD by the designated October deadline each year. If you are drawn, AGFD will mail the permit-tag in November. First-come, first-serve applications are accepted by AGFD for any leftover tags not issued in the draw.

Check the AGFD regulations for the acceptance date of left-over tag applications. This date is published by AGFD in late summer, in their Spring Hunt Draw Information. Application for a drawing or first-come, first-serve allocation is the same procedure as the draw for deer hunts.

- A Hunt Permit-tag will be mailed by AGFD directly to each successful applicant(s). Hunters must sign their tag(s), a legal document, before hunting with it.

Appendices (A-M)

Appendix A – FH Policy 20-40: Hunting Policy



DEPARTMENT OF THE ARMY
US ARMY INSTALLATION MANAGEMENT COMMAND
HEADQUARTERS, UNITED STATES ARMY GARRISON
2837 BOYD AVENUE
FORT HUACHUCA, ARIZONA 85613-7001

IMHU-ZA

10 AUG 2020

MEMORANDUM FOR ALL FORT HUACHUCA PERSONNEL

SUBJECT: POLICY 20-40, Fort Huachuca Hunting Policy

1. REFERENCES.

- a. Fort Huachuca (FH) Regulation 190-11, Registration, Possession, and Use of Privately Owned Weapons and Ammunition
- b. FH Policy 20-41, Fort Huachuca Wildlife Feeding Policy
- c. Fort Huachuca Hunting Information, Regulations, and Guidelines
- d. Interstate Wildlife Violator Compact Operations Manual

2. APPLICABILITY. This policy applies to all persons participating in any hunting related activities on Fort Huachuca.

3. All persons who hunt on FH must comply with Arizona Game and Fish Department (AGFD) Hunting Regulations and all applicable Federal, State, and Army requirements. This includes US Army Garrison FH Policy 20-41, Fort Huachuca Wildlife Feeding Policy; the FH Regulation 190-11, which outlines the registration, possession and use of privately owned weapons and ammunition on the installation; and the FH Hunting Information, Regulations, and Guidelines.

2. All persons who hunt on FH must have a current AGFD hunting license. Hunters can purchase hunting licenses online at www.azgfd.gov. For some species, hunters must also purchase a stamp or stamp privilege for the license to be valid. In addition, hunters will need a hunt permit-tag to hunt big game (Gould's turkey, deer, black bear, javelina, mountain lion, or pronghorn).

3. All persons who hunt on FH must have a current FH hunting permit. Hunting permits can be purchased using the iSportsman website at <https://fthuachuca.isportsman.net>.

4. Registration is required for all weapons coming onto the installation (even for temporary/one-time use) (FH Regulation 190-11). Weapons must be registered with the provost marshal's office prior to hunting. Weapons registration is located at the Van Deman Gate Visitor Center, Building 90890. DO NOT bring the un-registered weapon

IMHU-ZA

SUBJECT: POLICY 20-40, Fort Huachuca Hunting Policy

with you. Only the make, model, serial number, and owner information are required for weapons registration. Weapons must be re-registered every three years.

5. All persons having their hunting privileges suspended or revoked by any state game and fish agency that participates in the Interstate Wildlife Violator Compact (IWVC) will not be able to participate in any hunting related activities on FH for the duration of the suspension or revocation. These activities include, but are not limited to, hunting/fishing, scouting, guiding, assisting other hunters in the field, or transporting harvested wildlife.

6. IWVC suspension or revocation of an individual's hunting privileges make them ineligible to participate in any hunting activities on FH. This ineligible status will be extended to any hunter whose eligibility is dependent on that hunting sponsor, including spouses and children and/or guest hunters.

7. Blaze orange is the standardized, required color of the upper garment and hat that all hunters on FH training lands must wear during deer and javelina rifle seasons.

8. Tree stands and blinds may be used for hunting purposes under the following conditions. Tree stands and blinds must be identified/labeled with a tag that includes the owner's name, contact information, AGFD hunting license and FH hunting permit number, date installed, and game being hunted. Unlabeled tree stands, blinds, and related items will be removed when discovered, taken to the MP Station, and disposed of in accordance with applicable rules and regulations. Alteration of vegetation or landscape for the purposes of installing a tree stand or blind (i.e. limbing or cutting of trees, etc.) is prohibited. Tree stands and blinds may not be placed more than 7 days in advance of any hunt requiring a tag and must be removed not more than 7 days after the hunt. For hunts not requiring a tag (i.e. predator, waterfowl, small game, etc.), tree stands or blinds must be set up and removed the same day.

9. Any attempt to attract game to an area for the purpose of present or future hunting is prohibited (FH POLICY 20-029 - Fort Huachuca Wildlife Feeding Policy). This includes putting out bait; salt or mineral licks; powders; granules; urine; chemical or natural attractants; live or deceased animals; or improvement of the terrain to create water basins/catchments.

10. For security reasons, the use of unmanned aerial vehicles for the use of hunting is prohibited on the installation. In addition, the use of wildlife cameras is prohibited on the installation. The only exceptions are for the Directorate of Public Works Environmental and Natural Resources Division (ENRD) and the Directorate of Emergency Services when being used for official business. Federal and State Wildlife Management officials may be temporarily allowed to use wildlife cameras for game management and law enforcement purposes under a permit obtained through the ENRD office.

11. All hunters are expected to review and be familiar with the identification features of Mexican wolves, jaguars, and ocelots. Hunters must be aware that ocelots and jaguars

IMHU-ZA
SUBJECT: POLICY 20-40, Fort Huachuca Hunting Policy

have been documented in the Huachuca Mountains and are fully protected by state and federal laws.

12. All deer, pronghorn, mountain lion, bear, javelina, and turkey harvested on FH must be checked in at the Sportsman Center (building 15423) on the day harvested. Hunters must weigh animal on scales and fill out a self-check harvest form with a telephone number or electronic mail address.

13. Use of hunting dogs for the purpose of hunting mountain lion or black bear is strictly prohibited on FH. When using dogs to hunt for game birds on the installation, dogs must be kept under handler's voice command while in the field in such a manner to prevent them from becoming a nuisance to other persons, animals and property.

14. 'For-profit' guided hunts are prohibited on FH. 'For-profit' guides are defined as: any person who accepts compensation in any form in exchange for aiding, assisting, directing, leading, or instructing a person in the field for taking wildlife.

15. All hunters are required to sign-in to a hunting area and sign-out when done hunting for the day using the iSportsman website at <https://fthuachuca.isportsman.net>.

16. Failure to adhere to any part of this policy may result in suspension of Fort Huachuca hunting privileges.

17. This policy is punitive in nature, failure to abide by this policy is a violation of Article 92 of the Uniform of Military Justice. Any non-active duty person in violation of this policy may be subject to a bar from the installation under Title 18, United States Code, Section 1382.


18. This memorandum supersedes USAG, Policy 17-067, Fort Huachuca Hunting Policy.

19. The proponent for this Policy Memorandum is the Directorate of Public Works, Environmental and Natural Resources Division, IMHU-PWB, at 533-8763.



JARROD MORELAND
Colonel, MI
Commanding

Distribution: E

Appendix B – State Residency Requirements



It is an individual's responsibility to determine his or her residency status prior to applying for or purchasing a hunting or fishing license.



QUESTIONS?

If you have questions specific to your residency status, please contact any department office and ask to speak to an officer.

Region I
2878 E. White Mountain Blvd., Pinetop 85935
928-532-3680

Region II
3500 S. Lake Mary Road, Flagstaff 86005
928-774-5045

Region III
5325 N. Stockton Hill Road, Kingman 86409
928-692-7700

Region IV
9140 E. 28th St., Yuma 85365
928-342-0091

Region V
555 N. Greasewood Road, Tucson 85745
520-628-5376

Region VI
7200 E. University Drive, Mesa 85207
480-981-9400



www.azgfd.gov

Arizona Game and Fish Department
5000 W. Carefree Highway
Phoenix, AZ 85066-5000
602-942-3000

The Arizona Game and Fish Department prohibits discrimination on the basis of race, color, sex, national origin, age, religion, or disability in its programs and activities. If anyone believes that they have been discriminated against in any of the AZGFD's programs or activities, including its employment practices, the individual may file a complaint alleging discrimination directly with the Director's Office, 5000 W. Carefree Highway, Phoenix, AZ 85066-5000, or with the U.S. Fish and Wildlife Service, Attn: Civil Rights Coordinator for Public Access, c/o Lindberg Title, 16500 R. Falls Church, VA 22046-9806. Persons with a disability may request a reasonable accommodation or this document in an alternative format by contacting the Director's Office as listed above.

AZGFD 5/2016

ARIZONA GAME AND FISH DEPARTMENT

Am I an Arizona RESIDENT?

Helping you determine your residency status prior to applying for or purchasing a hunting or fishing license.



Helping you understand Arizona's residency requirements regarding the purchase of hunting, fishing and trapping licenses.

Hunting, fishing and trapping in Arizona are privileges granted by state law. The Arizona Legislature and the Arizona Game and Fish Commission have established the residency requirements and fees for hunting, fishing and trapping licenses. Arizona has different fees for residents and nonresidents. Arizona Revised Statutes and Game and Fish Commission Rules have been enacted to ensure that only Arizona residents are issued resident licenses.

It is an individual's responsibility to determine his or her residency status prior to applying for or purchasing a hunting or fishing license. It is not the license agent's responsibility to determine or verify residency status. If in doubt about your residency status, please contact your local Arizona Game and Fish Department office.



The definition of residency for the purpose of purchasing resident hunting, fishing, or trapping licenses can be very different in other circumstances. For example, driver's license, voter registration, vehicle registration, college tuition, jury duty, tax purposes and/or professional and business licenses may require different definitions of residency. Residency requirements may also be different than the state in which you have/had residency.

WHAT IS A "RESIDENT"?

Per ARS 17-101 and ARS 5-301 a "Resident" for the purposes of applying for a license, permit, tag, stamp or watercraft registration is defined as a person who is **domiciled** (claims the state of Arizona as their true, fixed and permanent home and principal residence) in this state for six months immediately preceding the date of application for a license, permit, tag or stamp AND does not claim residency for any purpose in another state or jurisdiction. Or is a member or spouse of a member of the armed forces of the United States on active duty and stationed in: (a) This state for a period of thirty days immediately preceding the date of applying for a license, permit, tag or stamp; (b) Another state or country but who lists this state as their home of record at the time of applying for a license, permit, tag or stamp.

It is an individual's responsibility to determine his or her residency status prior to applying for or purchasing a hunting or fishing license.

If the residency of the applicant is in question, the following factors will be considered.

- Does applicant claim residency for any purpose in any other state or jurisdiction? If you obtain resident rates for hunting, fishing, tags or any other special licenses, tuition, property taxes, automobile insurance, etc. in another state, you cannot apply for resident rates in Arizona.
- Driver's licenses, vehicle registrations, identification cards issued to applicant;

- Employment;
- State/federal income tax filings;
- Property ownership and property tax status;
- Voter registration (status/voter history); and
- Where applicant's minor children are enrolled in school (is applicant paying resident tuition rates or non-resident tuition rates).

Please note:

- "Dual Residency" is not recognized by the state of Arizona for the purposes purchasing hunting, fishing licenses, tags or watercraft registrations. **A person cannot be considered a resident of two states at the same time.** It is unlawful to claim two states as your place of domicile at the same time.
- One can spend a large portion of every year in Arizona and not be a true Arizona resident. Ownership of property in Arizona does not entitle the owner to claim residency and has little bearing on determination of domicile (i.e. a second home, vacation home, or investment homes).
- If you exercise resident privileges in Arizona, it may affect your ability to obtain resident licenses in another state.

WHAT IS A "NON-RESIDENT"?

Per ARS 17-101 and ARS 5-301, a "Non-Resident" for the purposes of applying for a license, permit, tag, stamp or watercraft registration is defined as a person who is a citizen of the United States or an alien who is not a resident.

What are the penalties for non-residents who fraudulently obtains resident licenses or watercraft registrations?

Providing false information on any license or watercraft application is a class 2 misdemeanor and is punishable by up to a \$750.00 fine and/or 4 months in jail, plus court fees. The state may elect to seek restitution for lost revenue. In addition, a person can be charged with one count of ARS 17-341 for each license purchased and/or big game tag applied for or obtained, resulting in multiple violations. Since fraudulently obtained tags and/or licenses are void from the moment of issuance, any person who uses the license to take or attempt to take wildlife is subject to additional charges. All wildlife taken unlawfully is subject to seizure, forfeiture and civil assessment.

Convictions of ARS 17-341, may result in the loss of an individual's privileges to take wildlife for up to five years. In addition the Arizona Game and Fish Commission may levy civil penalties for the loss of wildlife taken under a fraudulent license, permit, tag or stamp.

MEMBERS OF THE ARMED FORCES (SEE ARS 17-337)

A member or spouse of a member of the armed forces of the United States who is on active duty and stationed in this state for either permanent or temporary duty may purchase a resident license permitting the taking of wildlife.

Active duty military must be stationed in: this state for a period of thirty days immediately preceding the date of applying for a license, permit, tag or stamp; or another state or country but who lists this state as their home of record at the time of applying for a license, permit, tag or stamp. Persons who are not residents of Arizona are not eligible to purchase resident Arizona licenses simply because they are active duty stationed outside of Arizona or retired military.

WINTER VISITORS

Please note that it is unlawful to obtain benefits of residency in two jurisdictions simultaneously. Owning a home in Arizona or spending part of the year in Arizona may not be sufficient for you to qualify for obtaining resident licenses and permits in Arizona. Further, purchasing a resident license or permit to take wildlife in Arizona may cause you to be in violation of laws in your home state.

Appendix C – FH Weapons Registration Form

(FH REG 190-11)

MILITARY AFFILIATION /PUPOSE /STORAGE

MILITARY (ACTIVE) MILITARY (RETIRED) CIVIL SERVICE NON-MILITARY

PURPOSE OF WPN REGISTRATION: _____

WEAPON STORAGE: ON POST OFF POST

WEAPON STORAGE ADDRESS: _____

NUMBER OF WEAPONS BEING REGISTERED: REGISTRATION CLASS:

"THIS IS NOT A HUNTING PERMIT AND FIREARM WILL NOT BE CARRIED CONCEALED

CLASS "A" REGISTRATION permits the registrant to retain the firearm in his/her family or bachelor type quarters. Never in troop quarters.
CLASS "B" REGISTRATION permits the registrant to retain the firearm in his/her Unit Arms Room ONLY.

In accordance with AR 190-11, paragraph 4-5, these procedures will be followed to ensure compliance with the ownership and registration of privately owned weapons on Post.

The unit Commander will verify proof of ownership and ensure the Soldier is authorized to own a weapon prior to its registration. The commander will screen the individual to verify the Soldier has no disqualifying factors outlined in AR 190-11; para 4-5c (4). The Commander will also ensure the Soldier has received the appropriate safety training on the use and storage of the firearm and is knowledgeable of Federal, state, or local laws, or ordinances concerning the possession, use, and transportation of the firearm.

AUTHORITY: Title 10, USC, Sec. 3012 (g).

PRIVACY ACT STATEMENT (1974)

PRINCIPAL PURPOSE: The Social Security Number is used for Law Enforcement purposes as an additional means of identification of subjects, suspects, witnesses or complainants.

ROUTINE USES: Your Social Security Number is a major item used in processing machine record and output sequence for Military Police Management Information Systems.

PERSONAL DATA

FULL NAME (LAST, FIRST, M.I.)	RANK/ GRADE	SSN#:

RESIDENTIAL ADDRESS			
CITY	STATE	ZIP	TELEPHONE#

COMMAND DATA

ORGANIZATION	ADDRESS	DUTY TELEPHONE #

WEAPON (S) DATA

CMD UNIT	WEAPON # 1 INFORMATION	SERIAL	TYPE	ACTION
		MAKE	MODEL	CALIBER
		COLOR	OVERALL LENGTH	BARREL LENGTH

OWNER'S SIGNATURE: _____ DATE: _____

Command Authorization *(Required for Active Duty Personnel Only)*

COMMANDER'S SIGNATURE: _____ DATE: _____

Rank Full Name (Print): _____

REGISTRAR'S SIGNATURE: _____ DATE: _____

FH FORM 190-6-R-E NOV 2018, ALL PREVIOUS FORMS ARE OBSOLETE

CMD INIT	WEAPON # 2 INFORMATION	SERIAL	TYPE	ACTION
		MAKE	MODEL	CALIBER
		COLOR	OVERALL LENGTH	BARREL LENGTH

CMD INIT	WEAPON # 3 INFORMATION	SERIAL	TYPE	ACTION
		MAKE	MODEL	CALIBER
		COLOR	OVERALL LENGTH	BARREL LENGTH

CMD INIT	WEAPON # 4 INFORMATION	SERIAL	TYPE	ACTION
		MAKE	MODEL	CALIBER
		COLOR	OVERALL LENGTH	BARREL LENGTH

CMD INIT	WEAPON # 5 INFORMATION	SERIAL	TYPE	ACTION
		MAKE	MODEL	CALIBER
		COLOR	OVERALL LENGTH	BARREL LENGTH

CMD INIT	WEAPON # 6 INFORMATION	SERIAL	TYPE	ACTION
		MAKE	MODEL	CALIBER
		COLOR	OVERALL LENGTH	BARREL LENGTH

OWNER'S SIGNATURE: _____ DATE: _____

Command Authorization *(Required for Active Duty Personnel Only):*

COMMANDER'S SIGNATURE: _____ DATE: _____

Rank Full Name (Print): _____

REGISTRAR'S SIGNATURE: _____ DATE: _____

Appendix D – FH Access Form

FORT HUACHUCA ACCESS REQUEST FORM					
(THIS FORM IS SUBJECT TO THE PRIVACY ACT OF 1974)					
ALL REQUEST MUST BE SUBMITTED IN PERSON TO THE VISITOR CONTROL CENTER					
IMPORTANT REGARDING ACCESS DENIALS: Please read Section 6 "Applicant Attestation"					
Section 1. Applicant Information (Failure To Provide All Requested Information May Result In Denied Access)					
Please Select One: <input type="checkbox"/> US VISITOR <input type="checkbox"/> CIVIL SERVICE / RETIRED <input type="checkbox"/> CONTRACTOR <input type="checkbox"/> FOREIGN NATIONAL					
MILITARY <input type="checkbox"/> ACTIVE DUTY/ DEPENDENT <input type="checkbox"/> RESERVIST/ NATIONAL GUARD <input type="checkbox"/> RETIRED					
FULL NAME (Last, First, Middle)		DRIVER'S LICENSE NUM./ ST	SOC SEC NUMBER	DATE OF BIRTH > > > (YYYY / MMM / DD) < < <	
CURRENT RESIDENT ADDRESS (Include City/ State/ZIP Code)			HOME/ CELL PHONE NO.	WORK PHONE NO.	
SEX	RACE	EYE COLOR	HAIR COLOR	HEIGHT	WEIGHT
PASSPORT NUMBER:		PASSPORT COUNTRY			
Section 2. Place of Birth					
CITY		STATE (If applicable)		COUNTRY	
U.S. CITIZEN?	If not CITIZEN, U.S. RESIDENT?	LIST IMMIGRATION DOCUMENT TITLE, DOCUMENT NUMBER		EXPIRATION DATE	
<input type="checkbox"/> Yes <input type="checkbox"/> No	<input type="checkbox"/> Yes <input type="checkbox"/> No				
Section 3. Purpose of Visit					
Purpose (Specify): _____			Location: _____		
* Date(s) of visit Requested//		From Date: _____	To Date: _____	Number of Days: _____	
Section 4. Military Personnel Information					
UNIT NAME (Regiment, Battalion, Company and unit number, etc.)		UNIT PHONE NO. (Unit Leadership)	UNIT LOCATION (Street Name, Bldg. Number if possible)		
MOS		JOB DESCRIPTION			
Section 5. CONTRACTOR/VENDOR INFORMATION (IF APPLICABLE) The following company/organization is providing either vendor's service or holds a contract with our organization. The individual is required to enter Fort Huachuca, AZ in an official capacity on a regular basis.					
COMPANY/ ORGANIZATION NAME		COMPANY/ ORGANIZATION PHONE NO.		JOB DESCRIPTION	
Section 6. Applicant Attestation					
I understand that I must give Fort Huachuca Visitor Control Center (VCC) consent to an initial criminal history and periodic background screenings through the National Crime and Information Center (NCIC) prior to and after the issuance of an installation car/pass by completing the FORT HUACHUCA ACCESS REQUEST FORM. Failure to do so will result in termination of the application process. I further understand that these background screenings will determine my eligibility for access and continued access during the term of my visit. I understand (a) criminal offense(s) may be prosecuted in federal court. The information I have provided on this application is true, complete, and correct to the best of my knowledge and belief, and is provided in good faith. I understand that a knowing and willfully false statement on this application can be punished by fine or imprisonment or both (18 U.S.C section 1001). If denied, you may appeal in writing to the Garrison Commander in accordance with the instructions in the access denial packet given by the VCC; ATTN: Physical Security					
<ul style="list-style-type: none"> a. I understand that my access may be revoked at any time without reason or notice. b. I understand that I must properly care for my card/pass to prevent damage, or loss. c. I understand that it is prohibited to allow someone else to use my card/pass. d. I understand that my card/pass must be turned in to the VCC once it has expired or further use is not required. 					
Applicant Signature: _____			Date: _____		
Section 7. Government Sponsor / Authorizing Information (If Applicable) Upon termination of contract, employee termination, or expiration of the access credential the Authorizing Official will retrieve the credential from the contractor and return it to buildings 90008/ Buffalo Soldier Gate or 90790/ Van Deman Gate. The Government Sponsor must complete their portion before it is accepted at the Visitor Control Center (VCC). Being a sponsor you assume all responsibility for your visitor while they are on the installation.					
FULL NAME (Last, First, Middle)		OFFICIAL TITLE		ORGANIZATION	
WORK PHONE NUMBER		OFFICIAL EMAIL ADDRESS			
THE SPONSOR AGREES TO ACCEPT RESPONSIBILITY FOR THEIR VISITOR(S) WHILE ON THE INSTALLATION:					
Sponsor's Signature: _____			Date: _____		
Section 8. Issuing Office (Section Below is for use by Installation Access Control Office Only)					
<input type="checkbox"/> Approved for: 1 Day / 30 Day / 1 Year / Dual Res / Escort req. / WPNS Reg.		<input type="checkbox"/> Disapproved	<input type="checkbox"/> DENIAL	<input type="checkbox"/> WARRANT	
FBI # _____					
APPROVING OFFICIAL PRINTED NAME		APPROVING OFFICIAL SIGNATURE		DATE	

INSTALLATION ACCESS REQUEST FORM, JAN 2018
(DIRECTORATE OF EMERGENCY SERVICES)

Appendix E –Self-Harvest Record

HUNTER SELF-CHECK HARVEST RECORD

NAME _____ FORT Permit # _____ HARVEST DATE _____
PHONE # () _____ E-MAIL _____ HUNT # _____

POST GAME MANAGEMENT (TRAINING) AREA where killed _____

FIELD DRESSED WEIGHT: _____ lbs SEX: M ___ F ___

SPECIES (circle one): Bear Cougar Turkey Javelina White-tailed deer Mule deer Pronghorn

AGE CLASS OF ANIMAL* (check one/write in) : < 2 ___ 2 1/2 - 4 1/2 ___ 4 1/2 - 6 1/2 ___ > 6 1/2 ___

(Use Jawbone to Age Deer and Pronghorn)

Tags, Color, Unusual markings or Comments _____

Deer Only: Tine Count (# of points) Right antler _____ Left Antler _____

*If you want assistance aging, bring jawbone to Bldg. 22526

21 July 2020

Arizona Game and Fish Department requirements for harvest reporting

Archery Deer – You no longer have to call in and report your deer harvest to AGFD. However, returning your AGFD hunter questionnaire is very important to the AGFD.

Black Bear - As prescribed in R12-4-308, all hunters must contact an Arizona Game and Fish Department office in person or by telephone at 1-800-970-BEAR (2327) within 48 hours of taking a bear. The report shall include the hunter's name, hunting license number, tag number, sex of the bear taken, management unit where the bear was taken, and telephone number at which the hunter can be reached to obtain additional information. Within 10 days of taking a bear, the hunter (or their designee) shall present the bear's skull and hide with attached proof of sex to a designated Arizona Game and Fish Department employee for inspection (pursuant to R12-4-308). If the skull is frozen, it should be defrosted prior to presenting for inspection as a premolar tooth will be removed from the bear. If the hide is frozen, ensure that the attached proof of sex is accessible and identifiable. Successful hunters are encouraged to contact the nearest Department office by telephone to coordinate inspections. A designated Fort Huachuca Environmental and Natural Resources (ENRD) employee can do the inspection and tooth removal. Contact 520-678-8112 to coordinate inspection. If an ENRD employee is unavailable please contact the nearest AGFD office to coordinate the inspection.

Mountain Lion - As prescribed in R12-4-308, all hunters must contact an AGFD office in person or by telephone at 1-877-438-0447 within 48 hours of taking a lion. The report shall include the hunter's name, hunting license #, tag number, sex of the lion, management unit where taken, & phone # at which the hunter can be reached to obtain additional information. Within 10 days of taking a lion, the hunter shall present the lion's skull, hide, & attached proof of sex for inspection. If a hunter freezes the skull or hide before presenting it for inspection, the hunter shall prop the jaw open to allow access to the teeth & ensure that the attached proof of sex is identifiable & accessible (pursuant to R12-4-308). A premolar tooth will be removed during the inspection. Successful hunters are encouraged to contact the nearest AGFD office by phone to coordinate inspections. A designated Fort Huachuca Environmental and Natural Resources (ENRD) employee can do the inspection and tooth removal. Contact 520-678-8112 to coordinate inspection. If an ENRD employee is unavailable please contact the nearest AGFD office to coordinate the inspection.

Appendix F - Restricted Weapon Areas

Weapons for use in Restricted or Limited Weapons Areas on Fort Huachuca, AZ

	3-1	3-2	6-6	6-10	6-14	F	T1A	V1	V2
Centerfire Rifle									
Centerfire Handgun	X	X		X		X	X	X	
Muzzleloading Rifle or pistol (single shot)*	X	X		X		X	X	X	
Black Powder Handgun**	X	X		X		X	X	X	
Crossbow***	X	X	X	X	X	X	X	X	X
Archery	X	X	X	X	X	X	X	X	X
Shotgun w/ slug or buckshot	X	X		X		X	X	X	
Shotgun w/ bird-shot	X	X		X		X	X	X	
5mm or .22 RFM									
Pneumatic Weapons	X	X		X		X	X	X	
Slingshots	X	X	X	X	X	X	X	X	X

* Muzzleloader firearms allowed by AGFD are authorized on FH (traditional/modern in-line ignitions, shooting sabot, conical or ball projectiles)

** Refers to "Cap and Ball" pistols and revolvers only.

***Allowable during General Weapons Hunts only (must have appropriate hunting permits)

- Consult current Arizona Game & Fish Commission Orders & Regulations for allowable weapons for taking a particular species.
- All hunters, including those using pneumatic weapons (i.e. air rifles) & slingshots, must be properly licensed and signed out.

Appendix G - FH Hunting Areas

Hunting Areas	Max # of Hunters	Acres	Restricted Weapons Area *
A	5	2625	No
B	5	2545	No
C	5	2547	No
D	6	5380	No
E	6	5288	No
F	4	3604	No Centerfire Rifles
G	3	1244	No
H	6	4189	No
I	4	2608	No
J	2	916	No
K	2	848	No
L	2	827	No
M	2	1442	No
N	8	3509	No
O	10	3963	No
P	6	2438	No
P1	2	596	No
Q	10	3283	No
R	5	1500	No
S	6	2481	No
T1A	3	101	No Centerfire Rifles
U	4	1574	No
U1	4	1130	No
V1	3	774	No Centerfire Rifles
V2	3	388	Archery Only
W	3	1208	No
W1	2	171	No
X	3	1364	No
Y	3	1477	No
3-1	3	205	No Centerfire Rifles
3-2	3	434	No Centerfire Rifles
6-6	3	110	Archery Only
6-10	3	286	No Centerfire Rifles
6-14	3	514	Archery Only

*See Appendix F for more specifics on restricted weapon areas.

ATTENTION SPORTSMEN: Wolves, Jaguars and Ocelots may be Encountered in Arizona

Know your animal

Sportsmen may encounter wolves, jaguars or ocelots while engaged in outdoor activities. All three species are listed as endangered in the United States under the Endangered Species Act (Act), and Take, which under federal law means "to harass, harm, pursue, hunt, shoot, wound, kill, trap, capture, or collect, or to attempt to engage in any such conduct" is generally unlawful and may subject you to federal and state prosecution. Criminal penalties may include imprisonment of not more than one year and a fine of up to \$50,000 and/or a civil penalty of up to \$25,000. You are responsible for identifying your target before shooting.


Once hunters are aware that they or their dogs are in pursuit of a jaguar or ocelot, they should stop the pursuit immediately. Dogs, if present, should be called off immediately. Sportsmen should let the animal leave the area and take all necessary steps to not intentionally harass or pursue the animal. Wolves, jaguars and ocelots that have been trapped and cannot be safely released should be reported to the Arizona Game and Fish Department immediately.

Jaguar tracks are similar to mountain lion tracks. The front feet of jag-

uars are larger than the hind feet (both pads and toes). Typically, jaguar tracks have rounder toes and shorter pad height than mountain lions. Overall, jaguar tracks tend to be wider than those of mountain lions (measuring up to six inches). There is considerable overlap in size between the two species however and their tracks are often difficult to distinguish. Scats are also similar.

The Department asks sportsmen to contact its 24-hour dispatch at (623) 236-7201 **immediately** if a jaguar or ocelot encounter is believed to represent a threat to either the animal or public safety. All other sightings should be reported at the same number as soon as possible, providing location and a description of any physical evidence that may be available. You also may send sighting information (location, physical description and photographs) to rarewlsightings@azgfd.gov.

The Arizona Houndsmen have offered a reward of up to \$5,000 to any individual who provides information leading to the arrest and conviction of any person who intentionally kills a jaguar. If you believe that you have witnessed a violation, please notify Game and Fish Department (Operation Game Thief) at 1 (800) 352-0700.



OCELOT



JAGUAR



BOBCAT



MOUNTAIN LION

Know the Difference

Coyote (*Canis latrans*)

Ears are prominent, pointed, relatively long.



Muzzle is slender and pointed.

1-2 feet tall; 4 feet long with tail;
Front paw, 2.5 inches long x 2 inches wide

- Nose is more pointed
- Usually displays skittish behavior, tends to flee immediately
- Legs and feet are smaller, more delicate
- Weighs 20 - 35 pounds
- Fur color is very similar to wolves:
 - Grizzled gray, rust or buff
 - Rarely white or black

Mexican Wolf (*Canis lupus baileyi*)

Ears are more rounded, relatively short.



Muzzle is large and blocky.

2-3 feet tall; 5 feet long with tail;
Front paw, 4.5 inches long x 3.5 inches wide

- Nose is broad
- Sometimes displays curious behavior and may not flee as quickly
- Legs are longer, giving wolves a more lanky appearance; feet are larger
- Weighs 50-80 pounds
- Fur color is very similar to coyotes:
 - Grizzled gray, black, rust or buff
 - Not all white or all black
- Not all wolves have radio collars

ATTENTION SPORTSMEN: Wolves, Jaguars and Ocelots may be Encountered in Arizona

Mexican Wolves in Arizona

During the past several years, many wolves have been illegally shot in Arizona and New Mexico, causing significant setbacks to the Blue Range reintroduction project. It is possible that some of these shootings were cases of mistaken identity, where the shooter believed the target was a coyote. It can be difficult to distinguish wolves from coyotes, especially when the sighting is brief, the animal is far away, if it's a juvenile wolf, or a wolf in its summer coat. Coyote hunters should exercise extra caution from July to November because wolf pups are active, and their appearance and behavior make them appear like coyotes. You are responsible for identifying your target before shooting.

If you are hunting in or near Unit 1 or 27, or near the United States/Mexico border east of Nogales, please be aware that Mexican wolves may be present. Mexican wolves are protected under the Endangered Species Act (Act). Take, which means "to harass, harm, pursue, hunt, shoot, wound, kill, trap, capture, or collect, or to attempt to engage in any such conduct," is generally unlawful, and may subject you to federal and state prosecution. Criminal penalties may include imprisonment of not more than one year and a fine of up to \$50,000 and/or a civil penalty of up to \$25,000.

Helping wolves and humans coexist

The gray wolf (*Canis lupus*) is classified as an endangered species in Arizona and New Mexico except between Interstate Highway 10 and Interstate Highway 40. Between these two highways, the wolf is classified as a non-essential, experimental population under section 10(j) of the Act (see map).



MEXICAN GRAY WOLF/SHOCKPHOTO



NOTE BY GEORGE ANDRENY/AGFD

All wolves in Arizona are protected, and outside of specific exceptions contained in the 10(j) rule pertaining to the non-essential experimental zone, you may only kill a wolf in defense of human life. If you kill a wolf, you must report it to the U.S. Fish and Wildlife Service within 24 hours.

Ways to avoid wolf conflicts

Wolves normally avoid human contact. Like all wildlife, they can be curious and could become habituated to humans. This is especially true if when camping, people feed wolves (or leave dog food out at night).

If a wolf should approach you, raise your arms and look as big as possible. Yell or throw rocks to scare it away. Back away slowly – never run.

Some other tips

- Keep a clean camp.
- Prepare and store food and wash dishes away from sleeping areas.
- Properly store garbage in camp and dispose of trash in predator-proof receptacle.
- Keep pets close to you. Do not leave them unattended or allow to run free.
- Never feed wildlife – including wolves.

To report wolf sightings, possible livestock depredations, or harassment of wolves call:

Mexican Wolf Interagency Field Team – (928) 339-4329
Operation Game Thief hotline – (800) 352-0700
White Mountain Apache Tribe – (928) 338-1023

Non-essential Experimental Population Area



Mexican Wolf Non-essential Experimental Population Area

Appendix I- 2020-2021 Sunrise and Sunset

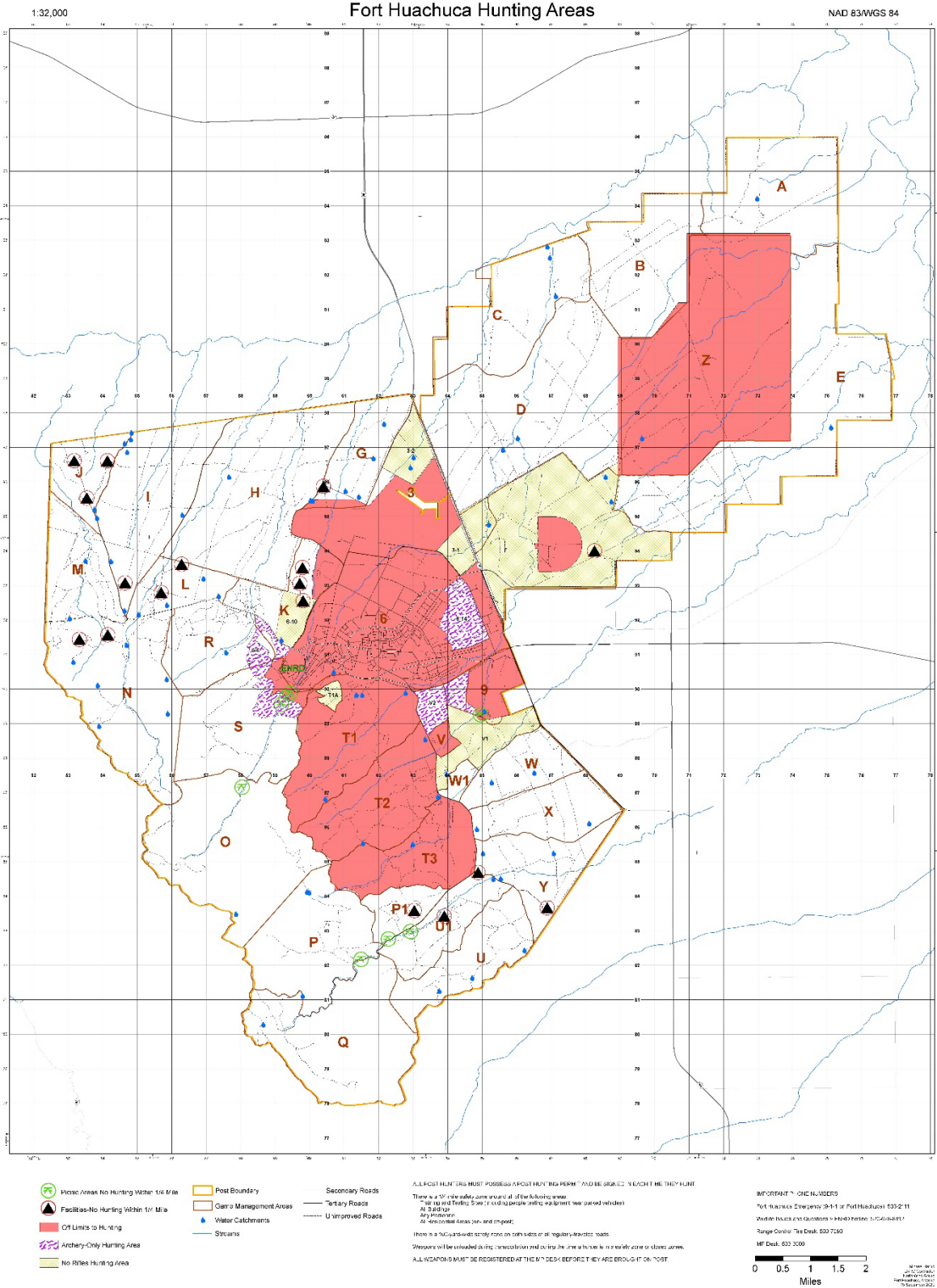
Sunrise & Sunset

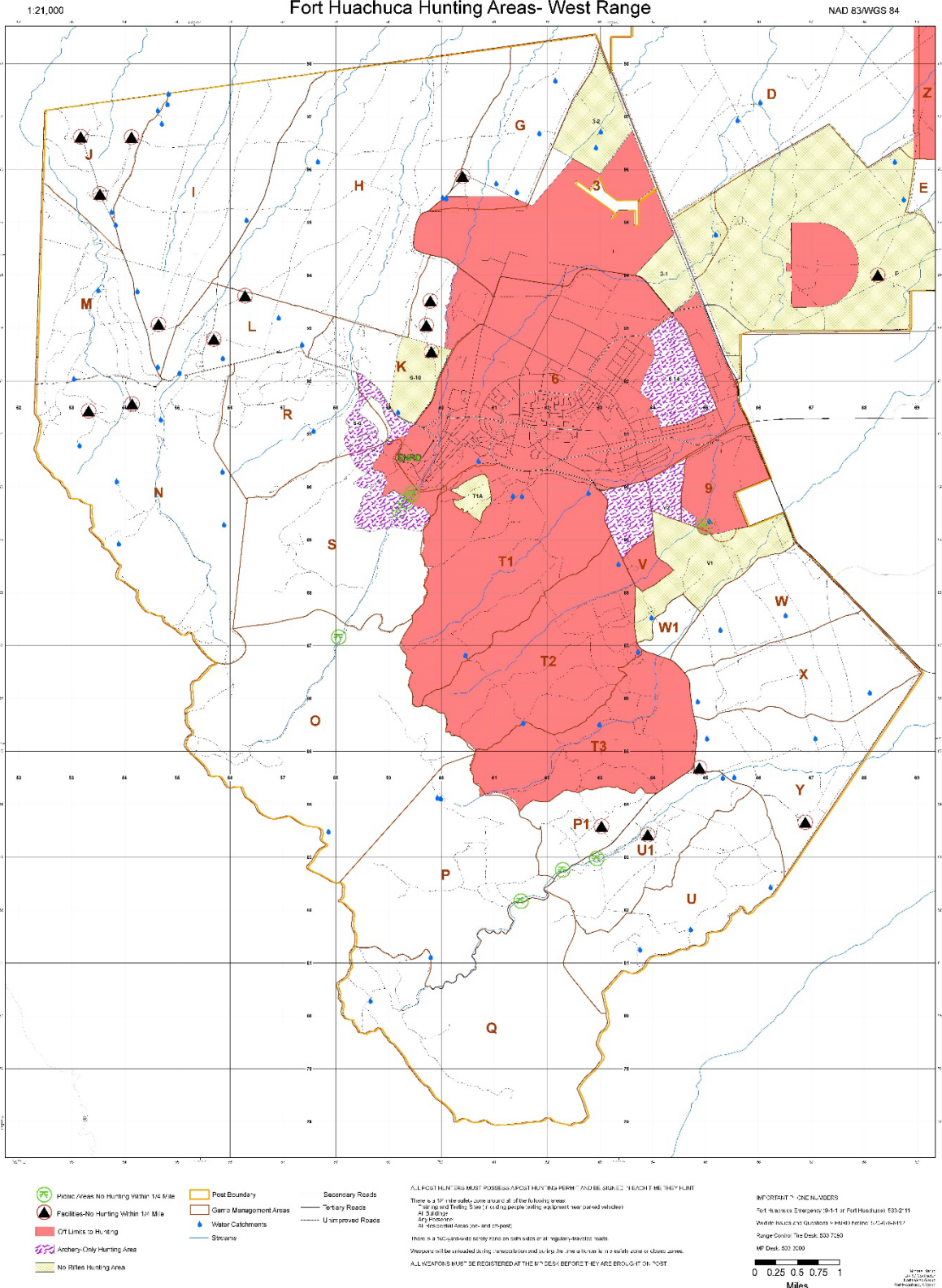
Sunrise and Sunset July 1, 2020 – June 30, 2021

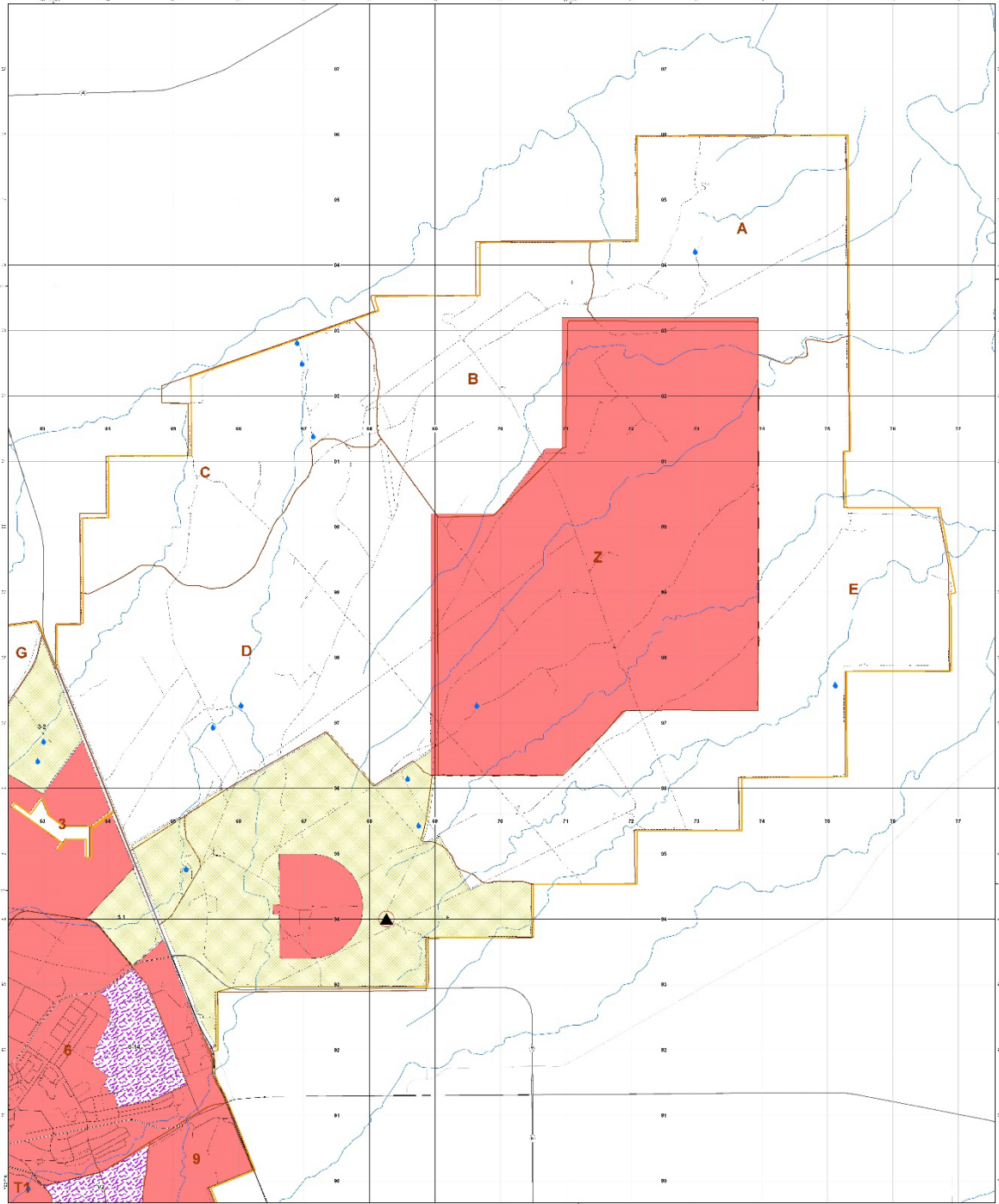
Times shown are for Phoenix. Figure up to nine minutes earlier for eastern areas, nine minutes later for western areas.

DATE	RISE	SET	DATE	RISE	SET	DATE	RISE	SET	DATE	RISE	SET
July 1	5:22	7:42	Oct. 7	6:27	6:04	Jan. 6	7:33	5:36	April 7	6:08	6:53
July 8	5:26	7:41	Oct. 14	6:33	5:55	Jan. 13	7:33	5:42	April 14	5:59	6:59
July 15	5:30	7:38	Oct. 21	6:38	5:47	Jan. 20	7:31	5:49	April 21	5:50	7:04
July 22	5:35	7:35	Oct. 28	6:44	5:40	Jan. 27	7:27	5:55	April 28	5:43	7:09
July 29	5:39	7:30	Nov. 4	6:50	5:33	Feb. 3	7:23	6:02	May 5	5:36	7:14
Aug. 5	5:44	7:24	Nov. 11	6:57	5:28	Feb. 10	7:17	6:09	May 12	5:30	7:18
Aug. 12	5:49	7:17	Nov. 18	7:03	5:24	Feb. 17	7:10	6:15	May 19	5:25	7:25
Aug. 19	5:54	7:09	Nov. 25	7:09	5:21	Feb. 24	7:02	6:21	May 26	5:22	7:30
Aug. 26	5:59	7:00	Dec. 2	7:16	5:20	Mar. 3	6:54	6:27	June 2	5:19	7:34
Sept. 2	6:03	6:51	Dec. 9	7:21	5:21	Mar. 10	6:45	6:33	June 9	5:18	7:37
Sept. 9	6:08	6:42	Dec. 16	7:26	5:23	Mar. 17	6:35	6:38	June 16	5:18	7:40
Sept. 16	6:13	6:32	Dec. 23	7:30	5:26	Mar. 24	6:26	6:43	June 23	5:20	7:42
Sept. 23	6:18	6:23	Dec. 30	7:32	5:30	Mar. 31	6:17	6:48	June 30	5:22	7:42
Sept. 30	6:22	6:13									

Appendix J – Hunt Management Unit Maps







- Facility-to Hunting Within 1/4 Mile
- Post Boundary
- Secondary Roads
- Off Limits to Hunting
- Game Management Areas
- Tertiary Roads
- Archery-Only Hunting Area
- Water Catchments
- Unimproved Roads
- No Rifle Hunting Area
- Streams

ALL FORT HUNTERS MUST POSSESS A FORT HUNTING PERMIT AND BE ISSUED A QUOTE BEFORE THEY HUNT.
 There is a 50' rifle safety zone around all of the following areas:
 - All 50' and 100' Zone is a 50' perimeter and the equipment was placed within
 - Any structure
 - All horizontal Areas (see area map)
 There is a 50' perimeter safety zone on both sides of all regularly traveled roads.
 Weapons will be checked during inspection and will be the same as they are in a nearby area or closed areas.
ALL VEHICLES MUST BE REGISTERED AT THE 6th DESH BEFORE THEY ARE BROUGHT ON POST.

IMPORTANT PHONE NUMBERS
 Fort Huachuca Emergency: 310-11 or Fort Huachuca: 520-211
 Hunter Injuries and Questions: 1-800-888-5128
 Range Control: The Desk: 520-7250
 MF Desk: 520-3100

Miles

Appendix K – Hunting Stand/Blind Tag

Hunting Blind/Stand Identification Sheet



Name _____ Phone # _____ Post Permit # _____
AZGFD License # _____ Game hunted _____ Hunt # (if any) _____
Date Installed _____

Tree stands and blinds may be used for hunting purposes under the following conditions:

- Tree stands and blinds must be identified/labeled with a tag that includes the owner's name, contact information, hunting license, and post hunting permit number, date installed, and game being hunted. Unlabeled items will be removed when discovered, taken to the MP Station, and disposed of in accordance with applicable rules and regulations. Further, violators of this policy may have their FH hunting privileges suspended or revoked.
- Tree stands and blinds may not be placed more than 7 days in advance of any hunt requiring a tag and must be removed not more than 7 days after the hunt. For hunts not requiring a tag (i.e. predator, waterfowl, small game, etc.), tree stands or blinds must be set up and removed the same day.
- To comply with blaze orange requirements during general deer and javelina hunts only, any manmade material ground blinds deployed in areas that allow firearm hunting, must display solid blaze orange material. The blaze orange material must be at least 100 square inches (10 by 10 in.) on each side or at least a 400 square inch cap on top of the blind. It must be visible from all around the blind.


September 2020




Appendix L – iSportsman Instructions


Fort Huachuca iSportsman Instructions

<https://fthuachuca.isportsman.net/>



Unclassified




Fort Huachuca iSportsman Instructions

<https://fthuachuca.isportsman.net/>


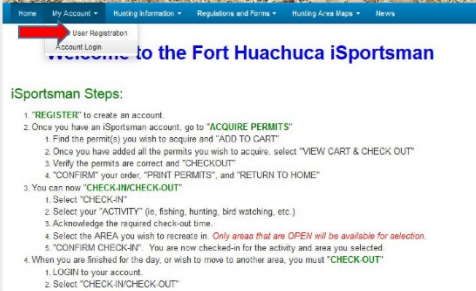
Step 1:

To set up A Fort Huachuca iSportsman Account visit:
<https://fthuachuca.isportsman.net/>

Step 2:

Click on “My Account”
 Choose “New User Registration”

NOTE: Be sure to send me your proof of hunter eligibility if I don't already have it.

iSportsman Steps:

1. “REGISTER” to create an account.
2. Once you have an iSportsman account, go to “ACQUIRE PERMITS”
 1. Find the permit(s) you wish to acquire and “ADD TO CART”
 2. Once you have added all the permits you wish to acquire, select “VIEW CART & CHECK OUT”
 3. Verify the permits are correct and “CHECKOUT”
 4. “CONFIRM” your order, “PRINT PERMITS”, and “RETURN TO HOME”
3. You can now “CHECK-IN/CHECK-OUT”
 1. Select “CHECK-IN”
 2. Select your “ACTIVITY” (ie, fishing, hunting, bird watching, etc.)
 3. Acknowledge the required check-out time.
 4. Select the AREA you wish to recreate in. *Only areas that are OPEN will be available for selection.*
 5. “CONFIRM CHECK-IN”. You are now checked-in for the activity and area you selected.
4. When you are finished for the day, or wish to move to another area, you must “CHECK OUT”
 1. LOGIN to your account.
 2. Select “CHECK-IN/CHECK-OUT”

Unclassified

Fort Huachuca iSportsman Instructions
<https://fthuachuca.isportsman.net/>

Step 3: Fill out the registration form completely

Unclassified


Fort Huachuca iSportsman Instructions
<https://fthuachuca.isportsman.net/>

Step 4: Watch the Outdoor Recreation Safety Briefing by clicking the "My Safety Briefs" link

Step 5: Click the link "Ft. Huachuca Outdoor Recreation Brief" to start the 10 minute video

Unclassified

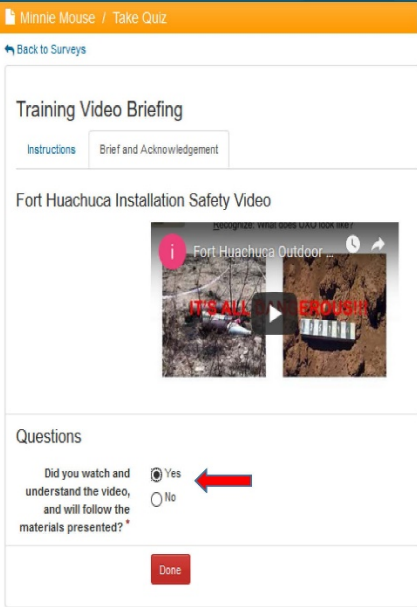
Fort Huachuca iSportsman Instructions
<https://fthuachuca.isportsman.net/>



Step 6: When finished viewing video, answer question and click "Done"


IMPORTANT NOTES:

- After your have completed the Outdoor Recreation Safety Brief the system will put a hold on your account until I validate that you have viewed the briefing. I will validate the briefings daily Monday-Friday.
- Once I have validated the briefing and your hunter eligibility the hold on your account will be lifted and you will be able to purchase your FH hunting permit.




Unclassified

Fort Huachuca iSportsman Instructions
<https://fthuachuca.isportsman.net/>




Step 7: Once you have all your validations, you can purchase your hunting permit.

- Click "My Accounts" Tab
- Click "Home"
- Click Acquire Permits




Unclassified

Fort Huachuca iSportsman Instructions
<https://fthuachuca.isportsman.net/>



Step 8: Add your permit to the cart and follow instructions for payment




Permit Type	Validity Dates	Price	Action
Annual Hunting Adult	02/26/2019 - 02/25/2020	\$40.00	+ Add to Cart
One Sportsman System Permit	Aug 17 2019 - Oct 31 2019	FREE	+ Add to Cart
Weekly Hunting Guest	02/26/2019 - Nov 01 2019	\$20.00	+ Add to Cart

The permits that are available to you will show:


- Hunting Adult
- Hunting Youth
- Hunting Guest Adult
- Hunting Guest Youth

Unclassified

Fort Huachuca iSportsman Instructions
<https://fthuachuca.isportsman.net/>



Step 9: Once your order is complete, don't forget to print your permit



Order complete

Permit / Product
 iSportsman System Permit

[Print Permits](#) [View Receipt](#) [Return to Home](#)

Unclassified

Fort Huachuca iSportsman Instructions
<https://fthuachuca.isportsman.net/>

Signing In/Out Instructions

Step 1: From the Home page, Click "Checkin/Checkout"

The screenshot shows the user interface of the Fort Huachuca iSportsman website. At the top, there are logos for the U.S. Army and Fort Huachuca Environmental & Natural Resources. Below the navigation bar, there are several buttons: 'Acquire Permits', 'Checkin/Checkout', and 'History'. A red arrow points to the 'Checkin/Checkout' button. Below the buttons, there is a section for 'My Permits' with a table showing permit details.

Permit #	Name	Date
302334	iSportsman System Permit	Oct 26, 2018 - Dec 31, 2019

Unclassified

Fort Huachuca iSportsman Instructions
<https://fthuachuca.isportsman.net/>

Step 2: Select the hunting activity you will be participating in for the day.

NOTE: If you are participating in more than one activity please pick the activity that is the primary reason for your visit.


Logged in as: Minnie Mouse Fri Oct 26 2018 12:56:17 GMT-0700 (US Mountain Standard Time)

Select Activity

Coati	Cottontail Rabbit	Dove 3 - Eurasian Collared
Mountain Lion	Predatory - Coyote and Skunk	Predatory - Raccoon, Bobcat, Fox, Ringtail, Badger
Quail 1 - Gambel's and Scaled	Squirrel	
Start Over	Cancel Checkin	

Unclassified

Fort Huachuca iSportsman Instructions
<https://fthuachuca.isportsman.net/>

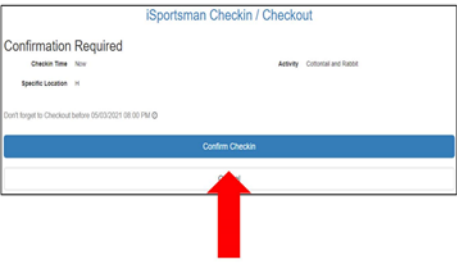


Step 3: Select your location

Select Area

3-1 Spots Remaining: 3	3-2 Spots Remaining: 3	6-10 Spots Remaining: 3
6-11 Spots Remaining: 3	6-13 Spots Remaining: 3	6-14 Spots Remaining: 3
6-4 Spots Remaining: 3	6-5 Spots Remaining: 3	6-6 Spots Remaining: 3
6-7 Spots Remaining: 3	6-8 Spots Remaining: 3	6-9 Spots Remaining: 3
A Spots Remaining: 5	B Spots Remaining: 3	C Spots Remaining: 3
D Spots Remaining: 4	E Spots Remaining: 5	F Spots Remaining: 3
H Spots Remaining: 4	I Spots Remaining: 4	J Spots Remaining: 2
K Spots Remaining: 2	L Spots Remaining: 2	M Spots Remaining: 2
O Spots Remaining: 10	P Spots Remaining: 6	P1 Spots Remaining: 2

Step 4: Confirm Checkin



iSportsman Checkin / Checkout

Confirmation Required

Checkin Time: Now Activity: Contaminated and Rattled


Specific Location: [x]

Don't forget to Checkout before 05/03/2021 08:00 PM @

Confirm Checkin

Unclassified

Fort Huachuca iSportsman Instructions
<https://fthuachuca.isportsman.net/>



Step 4: When finished hunting click the signin/signout button again

FORT HUACHUCA ENVIRONMENTAL & NATURAL RESOURCES

My Account - Available Permits Lottery Harvest Tags My Safety Briefs Surveys

Minnie Mouse / Home / Permits

Click button to view available permits: **Acquire Permit(s)**

Click button to use the web Checkin / Checkout: **Checkin / Checkout**

Click button to view your Checkin / Checkout and harvest history: **History**

Logged in as: Minnie Mouse Fri Oct 26 2018 13:01:56 GMT-0700 (US Mountain Stand)

Welcome to iSportsman Checkin / Checkout

in an hour @ 10/26/18 2:01 PM **Checkout**

Activity: Mountain Lion
Location: D

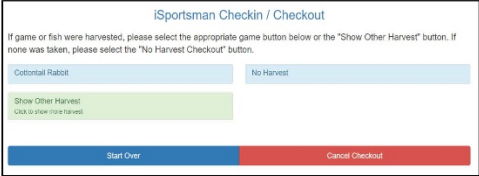
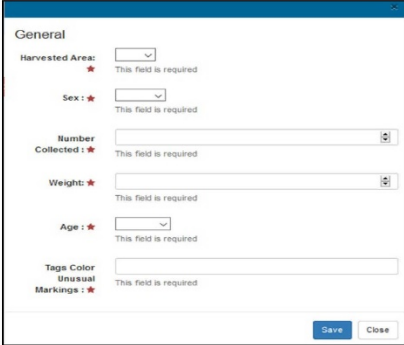
Logout and Return to Home Page

Unclassified

Fort Huachuca iSportsman Instructions
<https://fthuachuca.isportsman.net/>

Step 5: You will get a game harvested prompt. Click No Harvest or locate the species harvested and click that.

Step 6: If you harvested an animal a harvest form will pop up that needs to be filled out.

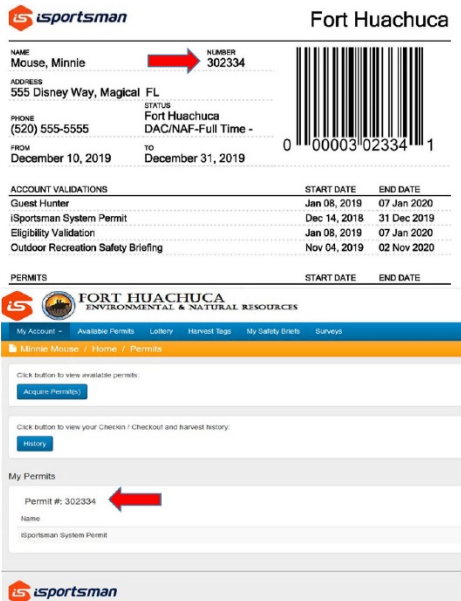



Unclassified

Fort Huachuca iSportsman Instructions
<https://fthuachuca.isportsman.net/>


Step 1:
Call 1-855-200-7052

Step 2:
 The system will prompt you for your hunting permit number. This can be found at the top right hand corner of your permit or on the home page of your iSportsman account.



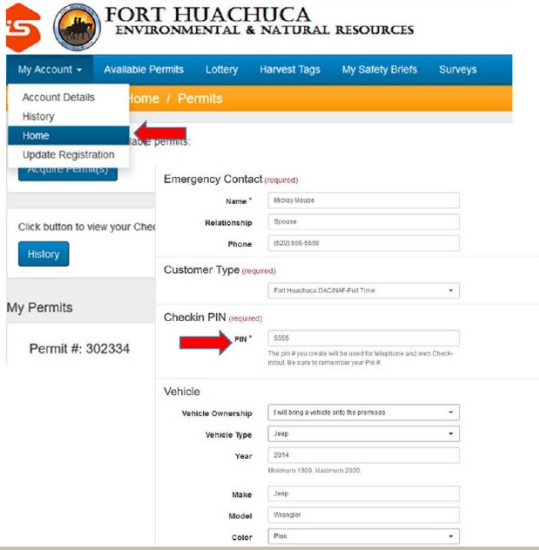
Unclassified

Fort Huachuca iSportsman Instructions
<https://fthuachuca.isportsman.net/>




Step 3: System will prompt you for your pin number. This can be found in your iSportsman account.

Sign into your iSportsman account. Go to "My Account" at the top of the page. Click "Update Registration." The pin number will be at the bottom of the page.



Unclassified

Fort Huachuca iSportsman Instructions
<https://fthuachuca.isportsman.net/>



Step 4:

Follow the prompts

- Select Big Game or Small Game Hunting
- Select Activity (i.e. hunt 1902 or rabbit hunting)
- Enter desired hunting area (i.e. P or U)
- Confirm sign in.

Step 5:

Sign out by calling the 855-200-7052

- Enter your hunting permit number and pin number again
- Follow prompts to enter whether you harvested or not
- Confirm check out

Unclassified

Appendix M – FH Policy 20-42: Off-highway Vehicle Operation Policy



DEPARTMENT OF THE ARMY
US ARMY INSTALLATION MANAGEMENT COMMAND
HEADQUARTERS, UNITED STATES ARMY GARRISON
2837 BOYD AVENUE
FORT HUACHUCA, ARIZONA 85613-7001

IMHU-ZA

13 Oct 2020

MEMORANDUM FOR ALL FORT HUACHUCA PERSONNEL

SUBJECT: POLICY 20-42, Off-Highway Vehicle Operation

1. **APPLICABILITY.** This policy applies to all persons living or working on Fort Huachuca and all visitors.
2. Improper operation of Off-Highway Vehicles (OHV) has required closure of firing ranges and has the potential for serious impacts to natural and cultural resources. In addition to the potential impact on military training, OHV use can cause soil erosion, damage vegetation, and create noise and dust problems. Improper OHV operation can potentially impact endangered species or archeological and historic sites.
3. **References:**
 - a. Army Regulation (AR) 200-1
 - b. Fort Huachuca (FH) Regulation 190-5
 - c. FH Regulation 385-8
 - d. Most current Fort Huachuca Programmatic Biological Opinion that addresses OHV use.
 - e. Arizona Revised Statutes (ARS) 28-1174 and 28-1179
 - f. Most current Fort Huachuca Hunting Information, Regulations and Guidelines
4. The following definitions apply to Fort Huachuca's policy on OHV use:
 - a. **Established Roadways:** These are roads improved or unimproved and intended for public use. Typical examples include asphalt-surfaced and dirt roads, such as Garden Canyon Road up to the cable gate near Sawmill Canyon, and Huachuca Canyon Road up to the upper picnic area.
 - b. **OHVs:** Two or four-wheeled vehicles that are designed to be operated off highways and derive their power from any source other than muscle or wind. Three-wheel OHVs are not permitted to operate on Fort Huachuca as stated in FH Regulation 190-5.

IMHU-ZA

SUBJECT: POLICY 20-42, Off-Highway Vehicle Operation

The definition for OHVs includes All Terrain Vehicles (ATVs), Utility Terrain Vehicles (UTVs) and Off-Road Vehicles (ORVs).

- c. Firebreaks: Those areas cleared and graded for the purpose of preventing the spread of fire or providing access for fire suppression equipment.
- d. Operation of the OHVs outside of the Cantonment is limited to established roadways and firebreaks. Maximum speed limits for OHVs and other wheeled vehicles, unless otherwise posted, is 25 miles per hour in accordance with FH Regulation 190-5.
- e. Operation of OHVs is not permitted within ponds or basins, such as Tinker Pond.
- f. OHVs operated on Fort Huachuca must be properly registered, licensed, and insured in accordance with (IAW) FH Regulation 190-5 and ARS 28-1179.
- g. Operation of OHVs and other vehicles on closed roads is prohibited unless in conjunction with performance of official duties. Closed roads are identified by signs, fiberglass stakes, or boulders or other obstacles placed across them.
- h. Cross-country driving of military and privately-owned vehicles (POVs) to include OHVs is prohibited except in case of emergency where no other mode of transportation is
- i. Coordination should be made with Range Control or the Military Police Desk prior to OHV operation IAW FH Regulation 190-5 and 385-8. Persons desiring to participate in recreational activities on Fort Huachuca training lands are responsible for checking to ensure that military training is not taking place and that the areas they wish to access are not closed. Individuals or groups who fail to make such checks prior to entering such areas may not be able to successfully pursue a case of action, claim, or similar demand against the United States or its officers, agents, or employees, for any property loss or physical injury arising from their entry into or use of such areas.
- j. Operators and passengers of OHV vehicles must wear the proper protective equipment as stated in FH Regulation 190-5.
- k. During designated Fort Huachuca big game firearm hunting seasons, OHV operators and all other outdoor recreational users must wear the standardized Blaze Orange color for the upper garment and hat to ensure they are visible to hunters in the area.
- l. It is prohibited to take (pursue, shoot, hunt, fish, trap, kill, capture, snare, or net) wildlife from a motorized vehicle. An OHV may be used only as a means of travel and not as a hunting aid. It is also unlawful to harass, molest, chase, rally, concentrate, herd, intercept, torment, or drive wildlife or livestock from any motorized ground vehicle. Citations can also be issued for damaging habitat or private property IAW FH

IMHU-ZA
SUBJECT: POLICY 20-42, Off-Highway Vehicle Operation

Regulation 190-5, ARS 28-1174 and Fort Huachuca Hunting Information, Regulations and Guidelines.

m. No one may operate OHVs or any other vehicles, to create excessive or unusual smoke or dust or drive carelessly or recklessly, or in a manner that damages facilities, staging areas, travel routes or roads or endangers or is likely to endanger any person or animal. FH Regulation 190-5 and ARS 28-1174.

n. All vehicle operators are restricted from driving while intoxicated or under the influence of drugs. FH Regulation 190-5.

o. Persons violating this OHV policy may be barred, along with their vehicles, from access to Fort Huachuca. Further action, as appropriate may subject the offender to administrative action or punishment under Title 18, United States Code (USC), Uniform Code of Military Justice, Section 13 or Title 40, USC, Section 318c, and appropriately assimilated Title 28, ARS.

5. The point of contact for OHV issues is Directorate of Public Works, Environmental and Natural Resources Division at 533-5701.


JARROD MORELAND
Colonel, MI
Commanding

Distribution: E